

County: Coconino

Category: General Menu

- Population Demographics
- Economic Demographics
- Education Demographics
- Nursing Demographics
- Pharmacy Demographics
- Other Data

County: Coconino

Category: Population Menu

Population Demographics

- Growth
2007 Population: 134,898

Source: [Arizona Department of Commerce](#)

- Population Projections

2010 Population Projection: 141,457

2020 Population Projection: 159,345

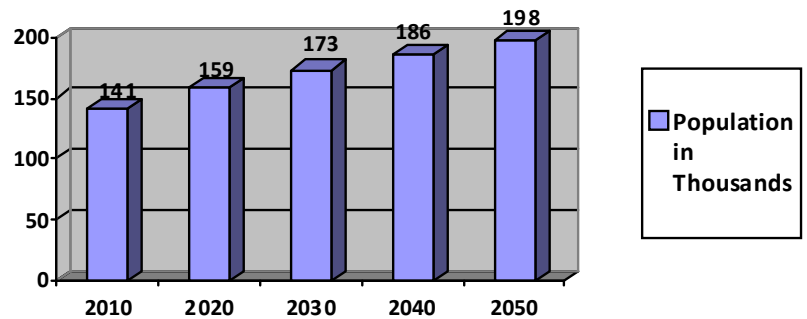
2030 Population Projection: 173,829

2040 Population Projection: 186,871

2050 Population Projection: 198,149

Source: [Arizona Department of Economic Security](#)

Population Projections - Coconino County



- Major Cities and Communities

Flagstaff

Fredonia

Leupp, Navajo Nation

Page

Sedona

Tuba City, Navajo Nation

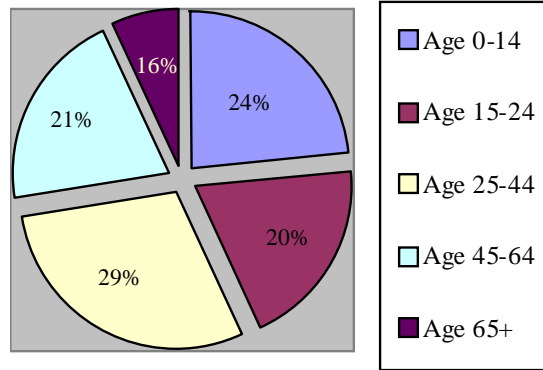
Williams

Source: [U.S. Census Bureau](#)

• Population by Age

Source: [U.S. Census Bureau, April 1, 2000 Census](#)

0-14	23.7%
15-24	19.5%
25-44	29.2%
45-64	20.7%
65+	7.0%



Population by Age Groupings - Coconino County

• Population by Age (different data categories)

Source: [U.S. Census Bureau, 2006 Census](#)

Persons under 5 years old	8.0%
Persons under 18 years old	26.7%
Persons 65 years old and over	7.8%

• Population by Ethnicity (2006)

Source: [U.S. Census Bureau, 2006 Census](#)

White persons	66.7%
Black persons	1.3%
American Indian and Alaska Native persons	28.8%
Asian persons	1.2%
Native Hawaiian and Other Pacific Islander	0.1%
Persons reporting two or more races	1.8%
Persons of Hispanic or Latino origin	12.1%
White persons not Hispanic	55.8%

**values exceed 100% due to some respondents identifying with more than one category.*

• Population by Ethnicity (2000)

Source: [U.S. Census Bureau, April 1, 2000 Census](#)

White	63.1%
African American	1.0%
Native American	28.5%
Asian and Pacific Islands	0.9%
Other	6.5%
Hispanic Heritage*	10.9%

*Persons of Hispanic heritage may be of any race

County: Coconino
Category: Economics Menu

Economic Demographics

- Labor Force

2007 Labor Force: 70,328

Source: [Arizona Department of Commerce](#)

- Unemployment Rate

3.7% (2007)

Source: [Arizona Department of Commerce](#)

- Employment by Sector (2007)

Mining Construction	3,600
Education and Health Services	7,100
Financial Activities	1,900
Government	19,800
Leisure and Hospitality	13,300
Manufacturing	3,700
Professional and Business Services	3,300
Trade, Transportation and Utilities	10,100

Source: [Arizona Department of Commerce](#)

- Employment by Occupation / Average Wage (2007)

	<i>Employment</i>	<i>Average Wage</i>
Office and Administrative	10,620	\$13.00
Sales and Related	8,510	\$ 12.48
Food Preparation and Serving	5,880	\$ 8.64
Protective Service Occupations	1,260	\$19.23
Transportation and Material Moving	2,850	\$14.06
Construction and Extraction	3,420	\$16.19
Management	3,090	\$32.99
Healthcare Practitioners and Technical	2,850	\$30.67

Source: [Arizona Department of Commerce](#)

- Total all Occupations and Wages (2007)

<i>Employment</i>	58,440
<i>Hourly Compensation</i>	
Median Wage	\$12.84
Average Wage	\$16.05
Entry Wage	\$7.17
Experienced	\$19.28

Source: [Arizona Department of Commerce](#)

County: Coconino
Category: Education Menu

Education Demographics

Source: [Arizona Department of Education](#)

- High School

High School average daily attendance rate in Arizona (2007)	94.7%
High School graduation rate in Arizona (2006)	70%
High School dropout rate in Arizona (2006-2007)	4.2% / 21,750 students
High School dropout rate in Coconino County (2006-2007)	4.9% / 527 students
HOSA Chapters	T.B.D.
HOSA Students	190

- Participation in the Workforce (Arizona) **Percentages are based on the ability to participate in the workforce for each education level.*

Education Level		Lifetime Earnings (by age 65)
Less than High School	63 %	\$ 969,057
High School	72 %	\$ 1,310,381
Some College	76 %	\$ 1,570,350
Associates	80 %	\$ 1,721,581
Bachelors	82 %	\$ 2,208,264
Graduate/Professional Degree	83 %	\$ 2,550,137

Working-age residents with college degrees are 31 percent more likely to participate in the workforce than those with less than a high school diploma. Source: [The Council for Adult and Experiential Learning Arizona Profile](#)

- Post Secondary Schools Source: [Arizona Department of Commerce](#)

Community Colleges

Coconino Community College

Universities

Northern Arizona University

County: Coconino
Category: Nursing Menu

- RNs by County
 Coconino 1,320 / 2.7%

Source: Arizona Healthcare Workforce Data Center

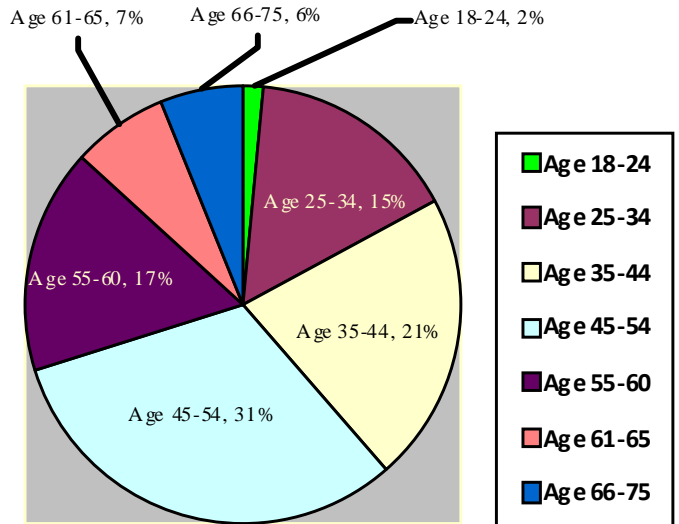
- Ratio of RNs / 100,000 population
 Coconino 1,056
 Arizona 681
 National Avg. 825

Source: Arizona Healthcare Workforce Data Center
 Source: Health Resources Services Administration (HRSA)
 Source: Health Resources Services Administration (HRSA)

Nursing Demographics (2007) RN

- Age

Age group	Percent of all Arizona RNs with active license
18-24	2 %
25-34	15 %
35-44	21 %
45-54	31 %
55-60	17 %
61-62	3 %
63-65	4 %
66-70	4 %
71-75	2 %



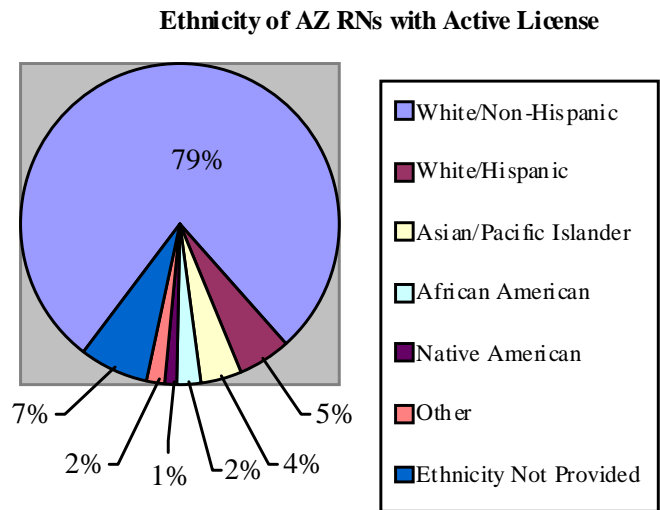
Source: Arizona Healthcare Workforce Data Center

Age Group of AZ RNs with Active License

- Ethnicity

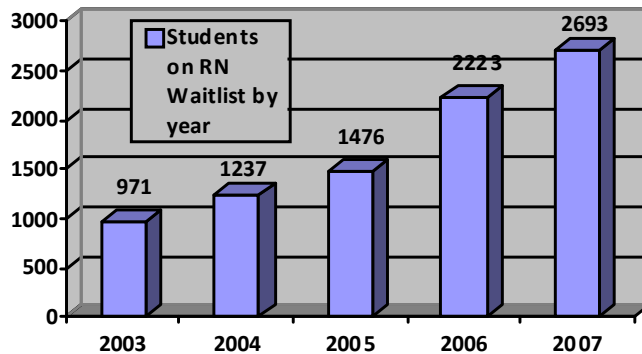
Source: Arizona Healthcare Workforce Data Center

Race	Percent of all Arizona RNs with active license
African American	2 %
Asian/Pacific Islander	4 %
White/Non-Hispanic	79 %
White/Hispanic	5 %
Native American	1 %
Other	2 %
Ethnicity Not Provided	7 %



RN program waitlist by year (Arizona)

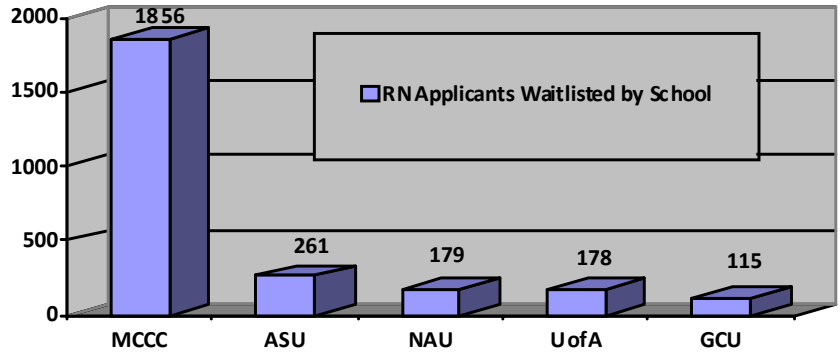
2003	971
2004	1,237
2005	1,476
2006	2,223
2007	2,693



- Source: Arizona State Board of Nursing

<http://www.azbn.gov/documents/education/Annual%20Report%20Analysis%202007.pdf>

- RN applicants waitlisted by school
 - MCCC 1,856
 - ASU 261
 - NAU 179
 - UofA 178
 - GCU 115



Source: Arizona State Board of Nursing

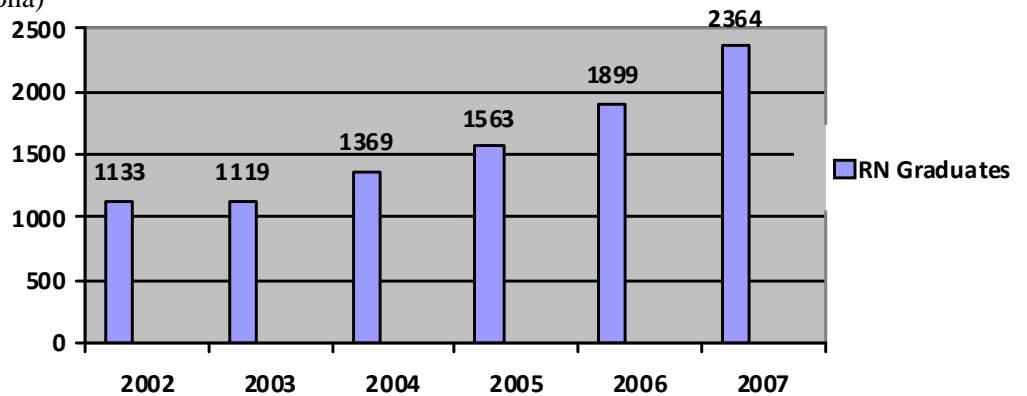
<http://www.azbn.gov/documents/education/Annual%20Report%20Analysis%202007.pdf>

- RN program admissions by program for the state (A.D.N./B.S.N.)
 - 1,093 RN to BCN students were admitted in 2006
 - 773 RN to BSN students were admitted in 2007 (516 were admitted to GCU and 129 were admitted to UofP)

Source: Arizona State Board of Nursing

<http://www.azbn.gov/documents/education/Annual%20Report%20Analysis%202007.pdf>

- RN program graduates (Arizona)
 - 2002 1,133
 - 2003 1,119
 - 2004 1,369
 - 2005 1,563
 - 2006 1,899
 - 2007 2,364



Source: Arizona State Board of Nursing

<http://www.azbn.gov/documents/education/Annual%20Report%20Analysis%202007.pdf>

- RN programs (Arizona) *Source: Arizona State Board of Nursing*
<http://www.azbn.gov/documents/education/Annual%20Report%20Analysis%202007.pdf>

Associate Degree RN

[Baptist Health System School of Health Professions](#)

[Everest College](#)

Associate Degree Multiple Exit

[Apollo College](#)

[Arizona Western College](#)

[Central Arizona College](#)

[Cochise College](#)

[Coconino Community College](#)

[Eastern Arizona College](#)

[International Institute of the Americas](#)

[Maricopa Community College District Nursing Program](#)

[Mohave Community College](#)

[Northland Pioneer College](#)

[Pima Community College](#)

[Pima Medical Institute Mesa Campus](#)

[Yavapai College](#)

Baccalaureate Degree

[Arizona State University](#)

[Chamberlain College of Nursing](#)

[Grand Canyon University](#)

[Northern Arizona University](#)

[University of Arizona](#)

[University of Phoenix](#)

Out of state nursing programs approved for clinical in Arizona

[Case Western Reserve University](#)

[Excelsior College](#)

[University of Mary](#)

[University of Wisconsin – Oshkosh](#)

County: Coconino

Category: Pharmacy Menu

Pharmacy Demographics

Pharmacist

Pending 2008 Data Center Report

- Age
- Ethnicity
- Pharmacist by County
- Ratio of Pharmacists / 100,000 population
- Pharmacy programs
- Pharmacy program waitlist
- Pharmacy program Admissions

Pharmacy Technician

Pending 2008 Data Center Report

- Age
- Ethnicity
- Pharmacist by County
- Ratio of Pharmacists / 100,000 population
- Pharmacy programs
- Pharmacy program waitlist
- Pharmacy program Admissions