

County: Mohave

Category: General Menu

- Population Demographics
- Economic Demographics
- Education Demographics
- Nursing Demographics
- Pharmacy Demographics
- Other Data

County: Mohave
Category: Population Menu

Population Demographics

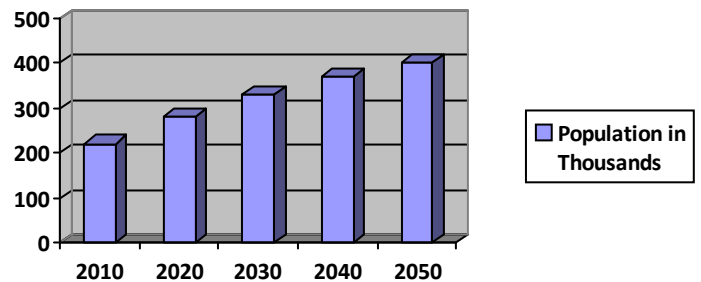
- Growth
2007 Population: 204,122

Source: [Arizona Department of Commerce](#)

- Population Projections
2010 Population Projection: 221,443
2020 Population Projection: 281,668
2030 Population Projection: 330,581
2040 Population Projection: 367,952
2050 Population Projection: 400,695

Source: [Arizona Department of Economic Security](#)

Population Projections - Mohave County



- Major Cities and Communities
Bullhead City
Colorado City
Dolan Springs
Kingman
New Kingman/Butler
Lake Havasu City

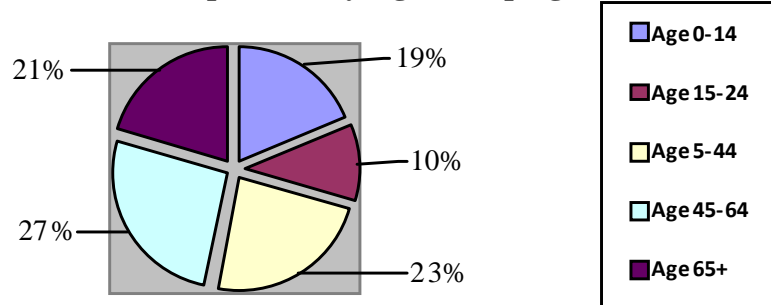
Source: [U.S. Census Bureau](#)

• Population by Age

Source: [U.S. Census Bureau, April 1, 2000 Census](#)

0-14	19.3%
15-24	10.3%
25-44	23.2%
45-64	26.7%
65+	20.5%

Population by Age Groupings



• Population by Age (different data categories)

Source: [U.S. Census Bureau, 2006 Census](#)

Persons under 5 years old	6.2%
Persons under 18 years old	22.4%
Persons 65 years old and over	20.6%

• Population by Ethnicity (2006)

Source: [U.S. Census Bureau, 2006 Census](#)

White persons	93.8%
Black persons	1.1%
American Indian and Alaska Native persons	2.3%
Asian persons	1.0%
Native Hawaiian and Other Pacific Islander	0.1%
Persons reporting two or more races	1.6%
Persons of Hispanic or Latino origin	13.4%
White persons not Hispanic	81.4%

**values exceed 100% due to some respondents identifying with more than one category.*

• Population by Ethnicity (2000)

Source: [U.S. Census Bureau, April 1, 2000 Census](#)

White	90.1%
African American	0.5%
Native American	2.4%
Asian and Pacific Islands	0.9%
Other	6.1%
Hispanic Heritage*	11.1%

*Persons of Hispanic heritage may be of any race

County: Mohave
Category: Economics Menu

Economic Demographics

- Labor Force *Source: [Arizona Department of Commerce](#)*
 2007 Labor Force: 92,351

- Unemployment Rate *Source: [Arizona Department of Commerce](#)*
 4.6% (2007)

- Employment by Sector (2007) *Source: [Arizona Department of Commerce](#)*

Mining and Construction	6,000
Education and Health Services	7,400
Financial Activities	2,600
Government	8,500
Leisure and Hospitality	6,800
Manufacturing	3,600
Professional and Business Services	3,900
Trade, Transportation and Utilities	11,800

- Employment by Occupation / Average Wage (2007) *Source: [Arizona Department of Commerce](#)*

	<i>Employment</i>	<i>Average Wage</i>
Office and Administrative	9,060	\$13.01
Sales and Related	6,310	\$12.72
Food Preparation and Serving	5,760	\$ 8.88
Construction and Extraction	5,630	\$15.78
Transportation and Material Moving	3,510	\$12.75
Production	2,840	\$13.75
Management	2,220	\$35.28
Education, Training and Library	2,550	\$16.24

- Total all Occupations and Wages (2007) *Source: [Arizona Department of Commerce](#)*

<i>Employment</i>	52,820
<i>Hourly Compensation</i>	
Median Wage	\$12.73
Average Wage	\$15.56
Entry Wage	\$7.40
Experienced	\$18.12

County: Mohave
Category: Education Menu

Education Demographics

Source: [Arizona Department of Education](#)

- High School

High School average daily attendance rate in Arizona (2007)	94.7%
High School graduation rate in Arizona (2006)	70%
High School dropout rate in Arizona (2006-2007)	4.2%/21,750 students
High School dropout rate in Mohave County (2006-2007)	8.2%/1,188 students
HOSA Chapters	T.B.D.
HOSA Students	45

- Adults with Degrees and Certificates (Arizona)

Adults with Associate's Degree or higher	32.1%
--	-------

- Participation in the Workforce (Arizona)

Some College	76.6%
Associates	80.0%
Bachelors	82.6%
Graduate/Professional Degree	83.4%

Source: [The Council for Adult and Experiential Learning](#)

**Percentages are based on the ability to participate in the workforce for each education level.*

- Post Secondary Schools
 - Community Colleges*
 - Mohave Community College, Kingman

Source: [Arizona Department of Commerce](#)

Universities

Northern Arizona University, Kingman Office
 The University of Arizona, Mohave County

County: Mohave
Category: Nursing Menu

Nursing Demographics (2007)

- RNs by County
 Mohave 1,197/2.4%
- Ratio of RNs / 100,000 population
 Mohave 620.09
 Arizona 681
 National Avg. 825

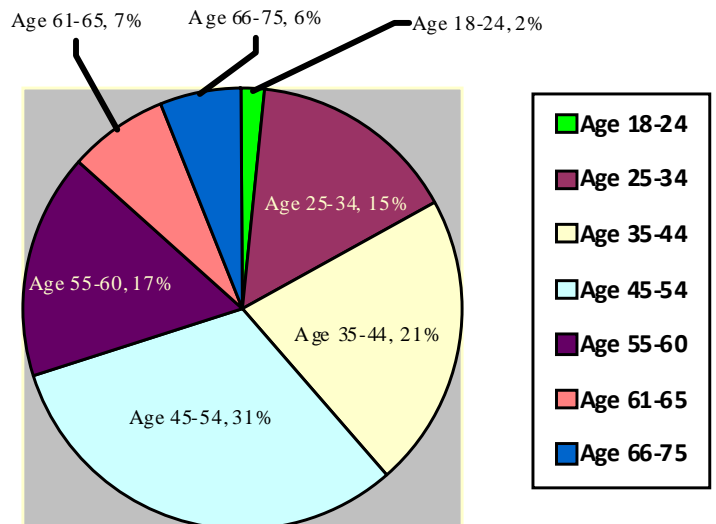
Source: Arizona Healthcare Workforce Data Center

Source: Arizona Healthcare Workforce Data Center

- Age for all RNs in AZ

Age group	Percent of all Arizona RNs with active license
18-24	2 %
25-34	15 %
35-44	21 %
45-54	31 %
55-60	17 %
61-62	3 %
63-65	4 %
66-70	4 %
71-75	2 %

Age Group of AZ RNs with Active License

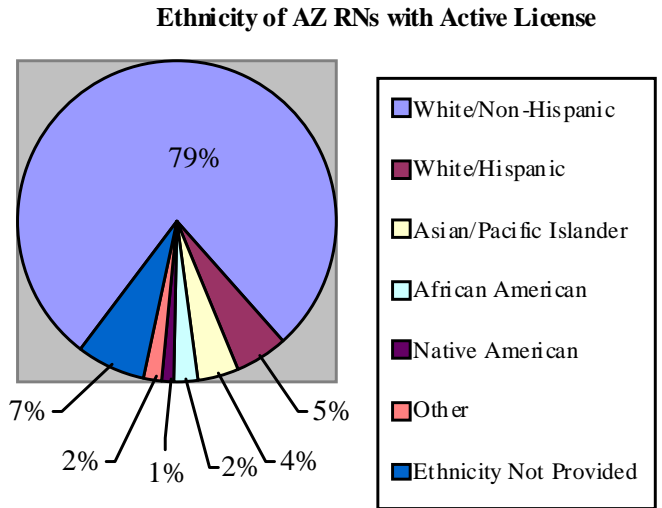


Source: Arizona Healthcare Workforce Data Center

- Ethnicity

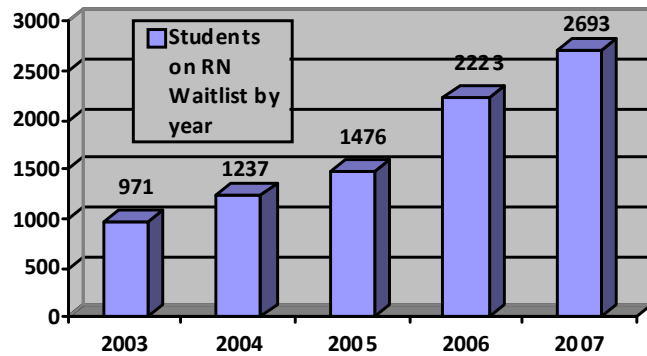
Source: Arizona Healthcare Workforce Data Center

Race	Percent of all Arizona RNs with active license
African American	2 %
Asian/Pacific Islander	4 %
White/Non-Hispanic	79 %
White/Hispanic	5 %
Native American	1 %
Other	2 %
Ethnicity Not Provided	7 %



RN program waitlist by year (Arizona)

2003	971
2004	1,237
2005	1,476
2006	2,223
2007	2,693

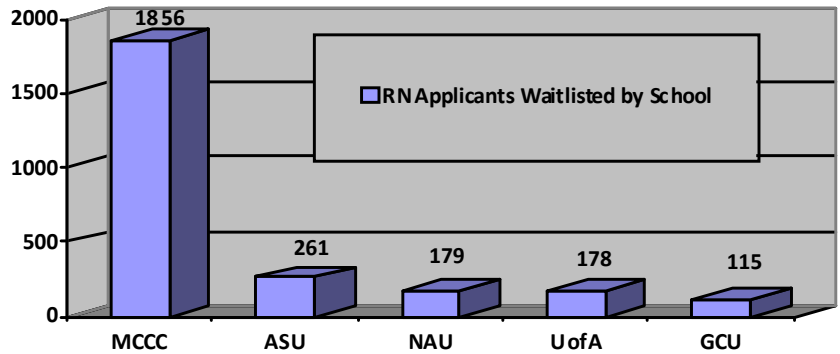


- Source: Arizona State Board of Nursing

<http://www.azbn.gov/documents/education/Annual%20Report%20Analysis%202007.pdf>

- RN applicants waitlisted by school

MCCC	1,856
ASU	261
NAU	179
UofA	178
GCU	115



Source: Arizona State Board of Nursing

<http://www.azbn.gov/documents/education/Annual%20Report%20Analysis%202007.pdf>

- RN program admissions by program for the state (A.D.N./B.S.N.)

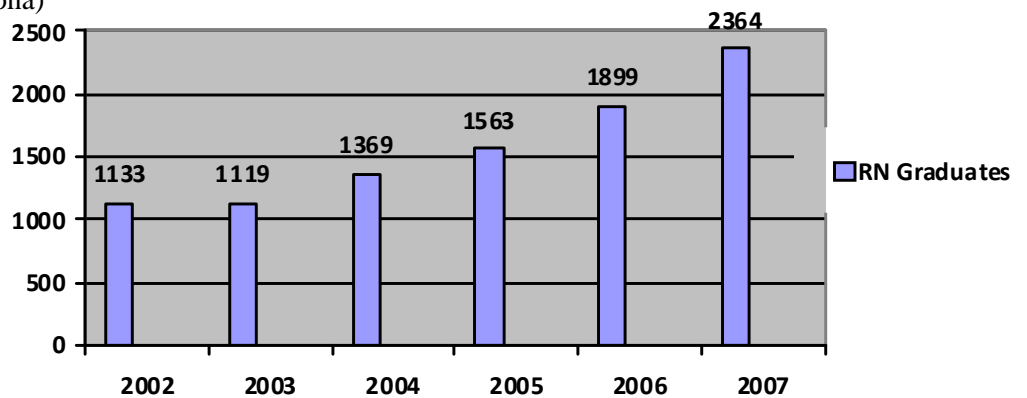
1,093 RN to BCN students were admitted in 2006
773 RN to BSN students were admitted in 2007 (516 were admitted to GCU and 129 were admitted to UofP)

Source: Arizona State Board of Nursing

<http://www.azbn.gov/documents/education/Annual%20Report%20Analysis%202007.pdf>

- RN program graduates (Arizona)

2002	1,133
2003	1,119
2004	1,369
2005	1,563
2006	1,899
2007	2,364



Source: Arizona State Board of Nursing

<http://www.azbn.gov/documents/education/Annual%20Report%20Analysis%202007.pdf>

- RN programs (Arizona) *Source: Arizona State Board of Nursing*
<http://www.azbn.gov/documents/education/Annual%20Report%20Analysis%202007.pdf>

Associate Degree RN

[Baptist Health System School of Health Professions](#)

[Everest College](#)

Associate Degree Multiple Exit

[Apollo College](#)

[Arizona Western College](#)

[Central Arizona College](#)

[Cochise College](#)

[Coconino Community College](#)

[Eastern Arizona College](#)

[International Institute of the Americas](#)

[Maricopa Community College District Nursing Program](#)

[Mohave Community College](#)

[Northland Pioneer College](#)

[Pima Community College](#)

[Pima Medical Institute Mesa Campus](#)

[Yavapai College](#)

Baccalaureate Degree

[Arizona State University](#)

[Chamberlain College of Nursing](#)

[Grand Canyon University](#)

[Northern Arizona University](#)

[University of Arizona](#)

[University of Phoenix](#)

Out of state nursing programs approved for clinical in Arizona

[Case Western Reserve University](#)

[Excelsior College](#)

[University of Mary](#)

[University of Wisconsin – Oshkosh](#)

County: Mohave

Category: Pharmacy Menu

Pharmacy Demographics

Pharmacist

Pending 2008 Data Center Report

- Age
- Ethnicity
- Pharmacist by County
- Ratio of Pharmacists / 100,000 population
- Pharmacy programs
- Pharmacy program waitlist
- Pharmacy program Admissions

Pharmacy Technician

Pending 2008 Data Center Report

- Age
- Ethnicity
- Pharmacist by County
- Ratio of Pharmacists / 100,000 population
- Pharmacy programs
- Pharmacy program waitlist
- Pharmacy program Admissions