

County: Pinal**Category: General Menu**

- Population Demographics
- Economic Demographics
- Education Demographics
- Nursing Demographics
- Pharmacy Demographics
- Other Data

County: Pinal Category: Population Menu

Population Demographics

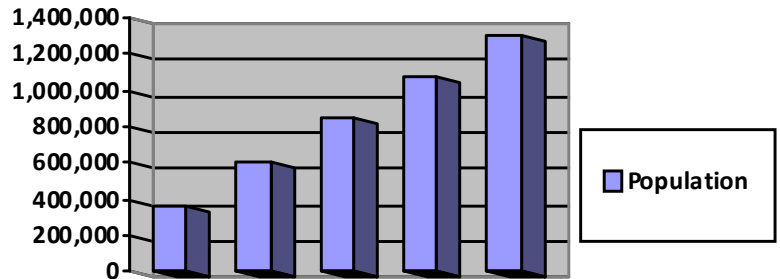
- Growth
2007 Population: 327,670

Source: [Arizona Department of Commerce](#)

- Population Projections
2010 Population Projection: 364,587
2020 Population Projection: 609,720
2030 Population Projection: 852,463
2040 Population Projection: 1,081,737
2050 Population Projection: 1,302,950

Source: [Arizona Department of Economic Security](#)

Population Projections - Pinal County



- Major Cities and Communities

Ak-Chin Indian Community
Apache Junction
Arizona City
Casa Grande
Coolidge
Eloy
Florence
Gila River Indian Community

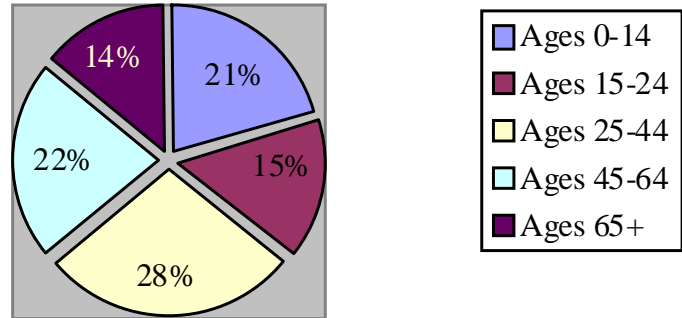
Source: [U.S. Census Bureau](#)

Kearny
Mammoth
Maricopa
Oracle
Queen Creek
San Manuel
Superior
Winkelman

- Population by Age *Source: [U.S. Census Bureau, April 1, 2000 Census](#)*

0-14	20.6%
15-24	14.9%
25-44	28.4%
45-64	21.9%
65+	14.2%

Population by Age Groupings



- Population by Age (different data categories)

Persons under 5 years old	6.6%
Persons under 18 years old	24.5%
Persons 65 years old and over	13.9%

Source: [U.S. Census Bureau, 2006 Census](#)

- Population by Ethnicity (2006)

White persons	86.9%
Black persons	3.7%
American Indian and Alaska Native persons	6.5%
Asian persons	1.3%
Native Hawaiian and Other Pacific Islander	0.1%
Persons reporting two or more races	1.5%
Persons of Hispanic or Latino origin	29.5%
White persons not Hispanic	59.3%

Source: [U.S. Census Bureau, 2006 Census](#)

**values exceed 100% due to some respondents identifying with more than one category.*

- Population by Ethnicity (2000)

White	70.4%
African American	2.8%
Native American	7.8%
Asian and Pacific Islands	0.7%
Other	18.4%
Hispanic Heritage*	29.9%

*Persons of Hispanic heritage may be of any race

Source: [U.S. Census Bureau, April 1, 2000 Census](#)

County: Pinal
Category: Economics Menu

Economic Demographics

- Labor Force

2007 Labor Force: 104,398

Source: [Arizona Department of Commerce](#)

- Unemployment Rate

4.7% (2007)

Source: [Arizona Department of Commerce](#)

- Employment by Sector (2007)

Mining & Construction	4,125
Manufacturing	3,900
Education and Health Services	4,175
Financial Activities	1,500
Government	18,875
Leisure and Hospitality	4,725
Professional and Business Services	3,550
Trade, Transportation and Utilities	8,900
Information	350
Service – Providing	43,700

Source: [Arizona Department of Commerce](#)

- Employment by Occupation / Average Wage (2007)

	<i>Employment</i>	<i>Average Wage</i>
Office and Administrative	6,870	\$13.84
Sales and Related	4,410	\$11.94
Food Preparation and Serving-Related	5,820	\$ 9.11
Construction and Extraction	3,840	\$16.25
Production	2,560	\$14.23
Management	2,010	\$33.41
Education, Training and Library	5,790	\$18.14
Protective Service Occupations	4,450	\$16.78

Source: [Arizona Department of Commerce](#)

- Total all Occupations and Wages (2007)

<i>Employment</i>	50,860
<i>Hourly Compensation</i>	Median Wage \$13.21
	Average Wage \$15.86
	Entry Wage \$ 7.46
	Experienced \$18.98

Source: [Arizona Department of Commerce](#)

County: Pinal
Category: Education Menu

Education Demographics

- High School

High School average daily attendance rate in Arizona (2007)	94.7%
High School graduation rate in Arizona (2006)	70%
High School dropout rate in Arizona (2006-2007)	4.2%/21,750 students
High School dropout rate in Pinal County (2006-2007)	7%/1,158 students
HOSA Chapters	T.B.D.
HOSA Students	T.B.D.

Source: [Arizona Department of Education](#)

- Adults with Degrees and Certificates (Arizona)

Adults with Associate's Degree or higher	32.1%
--	-------
- Participation in the Workforce (Arizona)

Some College	76.6%
Associates	80.0%
Bachelors	82.6%
Graduate/Professional Degree	83.4%

**Percentages are based on the ability to participate in the workforce for each education level.*

Source: [The Council for Adult and Experiential Learning](#)

- Post Secondary Schools

Community Colleges

- Central Arizona College, Apache Junction
- Central Arizona College, Aravaipa
- Central Arizona College, Coolidge
- Central Arizona College, Florence
- Central Arizona College, Maricopa

Source: [Arizona Department of Commerce](#)

County: Pinal
Category: Nursing Menu

RN Nursing Demographics (2007)

- RNs by County
 Pinal 1,405/2.8%
- Ratio of RNs / 100,000 population
 Pima 977.96
 Arizona 681
 National Avg. 825

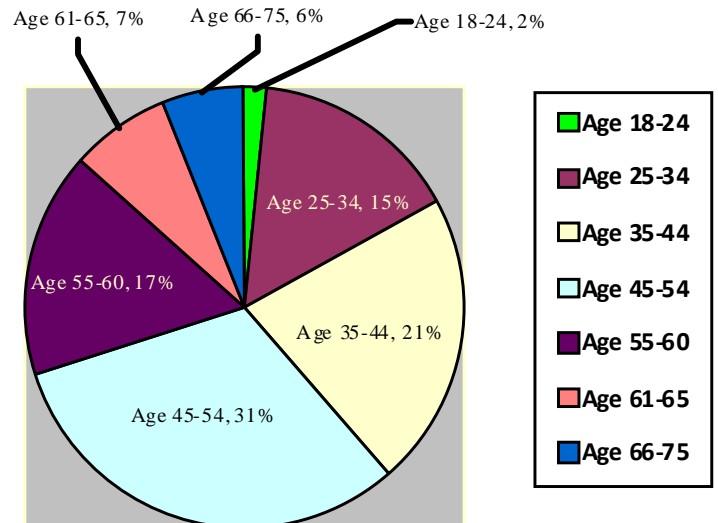
Source: Arizona Healthcare Workforce Data Center

Source: Arizona Healthcare Workforce Data Center

- Age for all RNs in AZ

Age group	Percent of all Arizona RNs with active license
18-24	2 %
25-34	15 %
35-44	21 %
45-54	31 %
55-60	17 %
61-62	3 %
63-65	4 %
66-70	4 %
71-75	2 %

Age Group of AZ RNs with Active License

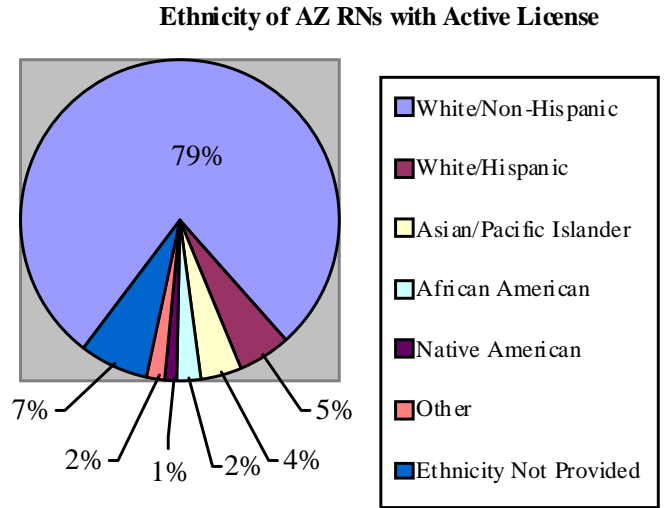


Source: Arizona Healthcare Workforce Data Center

• Ethnicity

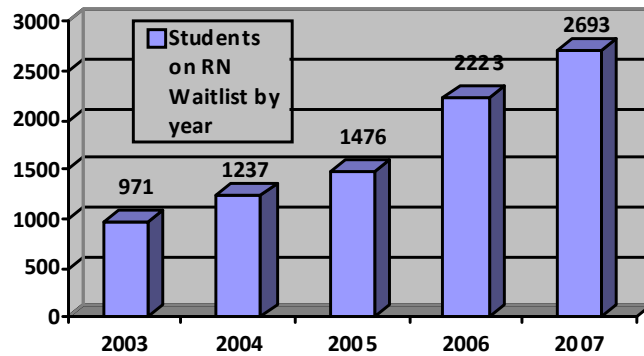
Source: Arizona Healthcare Workforce Data Center

Race	Percent of all Arizona RNs with active license
African American	2 %
Asian/Pacific Islander	4 %
White/Non-Hispanic	79 %
White/Hispanic	5 %
Native American	1 %
Other	2 %
Ethnicity Not Provided	7 %



RN program waitlist by year (Arizona)

2003	971
2004	1,237
2005	1,476
2006	2,223
2007	2,693

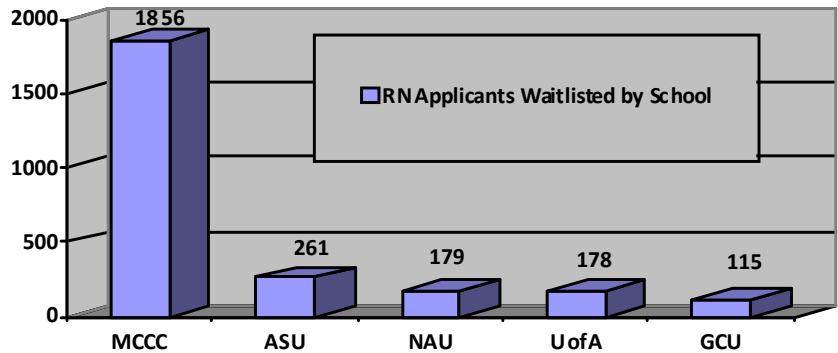


• Source: Arizona State Board of Nursing

<http://www.azbn.gov/documents/education/Annual%20Report%20Analysis%202007.pdf>

- RN applicants waitlisted by school

MCCC	1,856
ASU	261
NAU	179
UofA	178
GCU	115



Source: Arizona State Board of Nursing

<http://www.azbn.gov/documents/education/Annual%20Report%20Analysis%202007.pdf>

- RN program admissions by program for the state (A.D.N./B.S.N.)

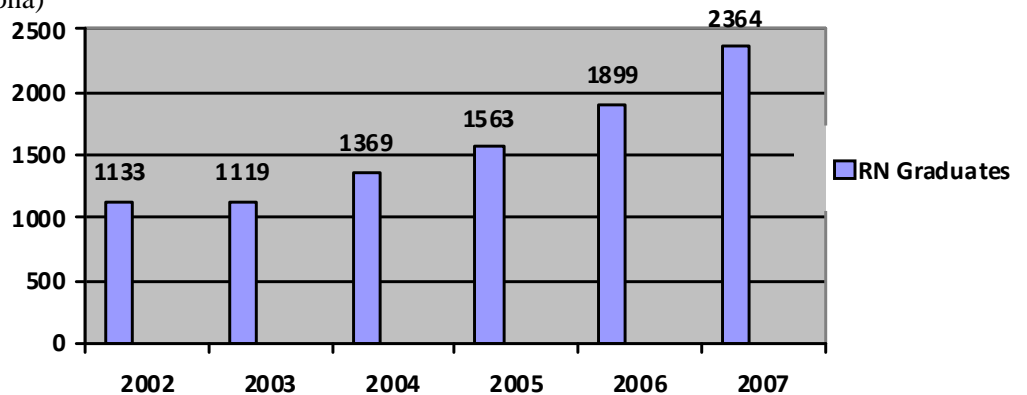
1,093 RN to BCN students were admitted in 2006
773 RN to BSN students were admitted in 2007 (516 were admitted to GCU and 129 were admitted to UofP)

Source: Arizona State Board of Nursing

<http://www.azbn.gov/documents/education/Annual%20Report%20Analysis%202007.pdf>

- RN program graduates (Arizona)

2002	1,133
2003	1,119
2004	1,369
2005	1,563
2006	1,899
2007	2,364



Source: Arizona State Board of Nursing

<http://www.azbn.gov/documents/education/Annual%20Report%20Analysis%202007.pdf>

- RN programs (Arizona) *Source: Arizona State Board of Nursing*
<http://www.azbn.gov/documents/education/Annual%20Report%20Analysis%202007.pdf>

Associate Degree RN

[Baptist Health System School of Health Professions](#)

[Everest College](#)

Associate Degree Multiple Exit

[Apollo College](#)

[Arizona Western College](#)

[Central Arizona College](#)

[Cochise College](#)

[Coconino Community College](#)

[Eastern Arizona College](#)

[International Institute of the Americas](#)

[Maricopa Community College District Nursing Program](#)

[Mohave Community College](#)

[Northland Pioneer College](#)

[Pima Community College](#)

[Pima Medical Institute Mesa Campus](#)

[Yavapai College](#)

Baccalaureate Degree

[Arizona State University](#)

[Chamberlain College of Nursing](#)

[Grand Canyon University](#)

[Northern Arizona University](#)

[University of Arizona](#)

[University of Phoenix](#)

Out of state nursing programs approved for clinical in Arizona

[Case Western Reserve University](#)

[Excelsior College](#)

[University of Mary](#)

[University of Wisconsin – Oshkosh](#)

County: Pinal

Category: Pharmacy Menu

Pharmacy Demographics

Pharmacist

Pending 2008 Data Center Report

- Age
- Ethnicity
- Pharmacist by County
- Ratio of Pharmacists / 100,000 population
- Pharmacy programs
- Pharmacy program waitlist
- Pharmacy program Admissions

Pharmacy Technician

Pending 2008 Data Center Report

- Age
- Ethnicity
- Pharmacist by County
- Ratio of Pharmacists / 100,000 population
- Pharmacy programs
- Pharmacy program waitlist
- Pharmacy program Admissions