

**County: Santa Cruz**  
**Category: Nursing Menu**

RN Nursing Demographics (2007)

- RNs by County  
 Pima 118/0.2%
- Ratio of RNs / 100,000 population  
 Santa Cruz 273.91  
 Arizona 681  
 National Avg. 825

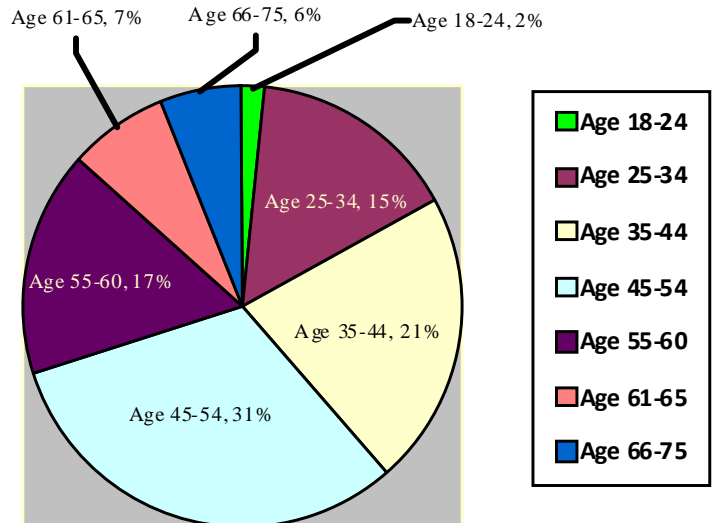
Source: Arizona Healthcare Workforce Data Center

Source: Arizona Healthcare Workforce Data Center

- Age for all RNs in AZ  

| Age group | Percent of all Arizona RNs with active license |
|-----------|--|
| 18-24     | 2 %  |
| 25-34     | 15 %   |
| 35-44     | 21 %   |
| 45-54     | 31 %   |
| 55-60     | 17 %   |
| 61-62     | 3 %  |
| 63-65     | 4 %  |
| 66-70     | 4 %  |
| 71-75     | 2 %  |

**Age Group of AZ RNs with Active License**

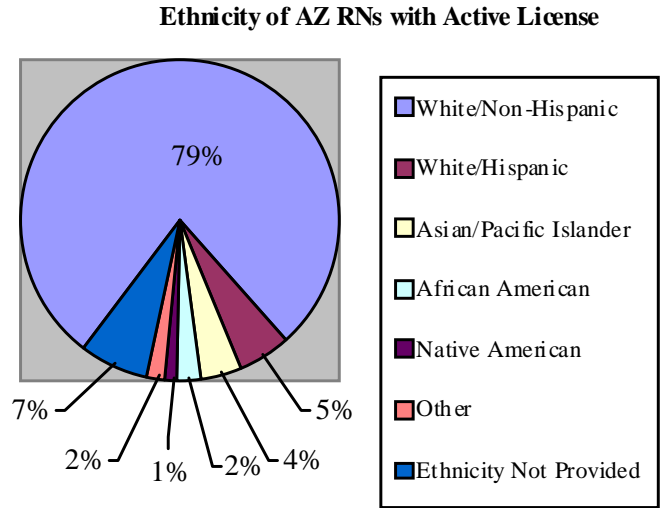


Source: Arizona Healthcare Workforce Data Center

• Ethnicity

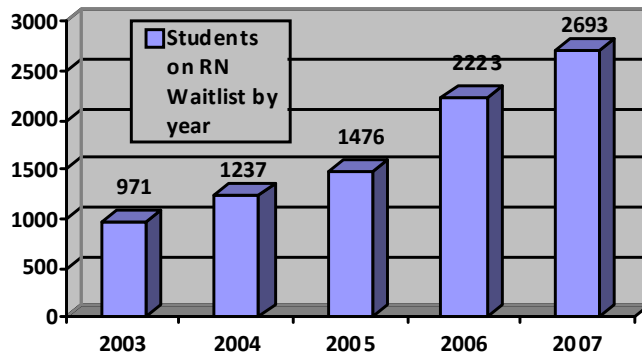
Source: Arizona Healthcare Workforce Data Center

| Race                   | Percent of all Arizona RNs with active license |
|------------------------|--|
| African American       | 2 %  |
| Asian/Pacific Islander | 4 %  |
| White/Non-Hispanic     | 79 %   |
| White/Hispanic         | 5 %  |
| Native American        | 1 %  |
| Other                  | 2 %  |
| Ethnicity Not Provided | 7 %  |



RN program waitlist by year (Arizona)

|      |       |
|------|-------|
| 2003 | 971   |
| 2004 | 1,237 |
| 2005 | 1,476 |
| 2006 | 2,223 |
| 2007 | 2,693 |

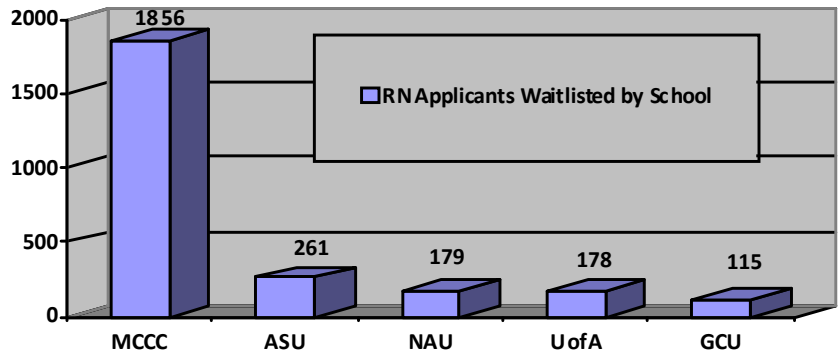


• Source: Arizona State Board of Nursing

<http://www.azbn.gov/documents/education/Annual%20Report%20Analysis%202007.pdf>

- RN applicants waitlisted by school
 

|      |       |
|------|-------|
| MCCC | 1,856 |
| ASU  | 261   |
| NAU  | 179   |
| UofA | 178   |
| GCU  | 115   |



Source: Arizona State Board of Nursing

<http://www.azbn.gov/documents/education/Annual%20Report%20Analysis%202007.pdf>

- RN program admissions by program for the state (A.D.N./B.S.N.)
 

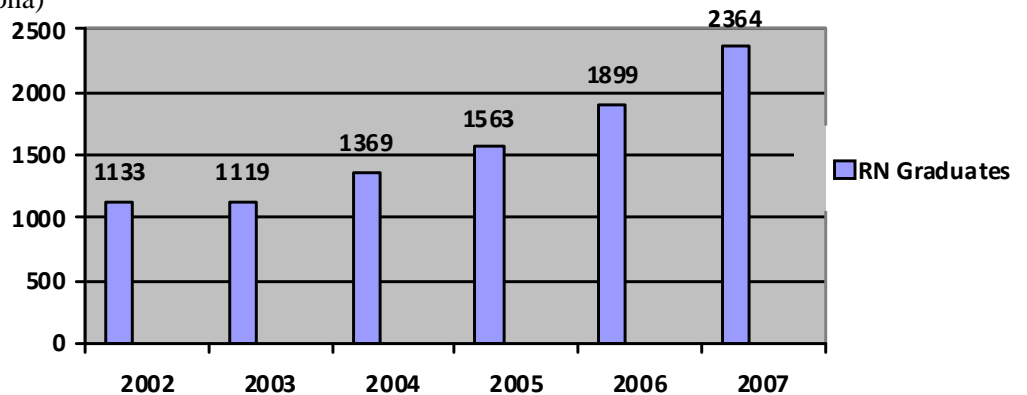
|   |
|---|
| 1,093 RN to BCN students were admitted in 2006  |
| 773 RN to BSN students were admitted in 2007 (516 were admitted to GCU and 129 were admitted to UofP) |

Source: Arizona State Board of Nursing

<http://www.azbn.gov/documents/education/Annual%20Report%20Analysis%202007.pdf>

- RN program graduates (Arizona)
 

|      |       |
|------|-------|
| 2002 | 1,133 |
| 2003 | 1,119 |
| 2004 | 1,369 |
| 2005 | 1,563 |
| 2006 | 1,899 |
| 2007 | 2,364 |



Source: Arizona State Board of Nursing

<http://www.azbn.gov/documents/education/Annual%20Report%20Analysis%202007.pdf>

- RN programs (Arizona) *Source: Arizona State Board of Nursing*  
<http://www.azbn.gov/documents/education/Annual%20Report%20Analysis%202007.pdf>

*Associate Degree RN*

[Baptist Health System School of Health Professions](#)

[Everest College](#)

*Associate Degree Multiple Exit*

[Apollo College](#)

[Arizona Western College](#)

[Central Arizona College](#)

[Cochise College](#)

[Coconino Community College](#)

[Eastern Arizona College](#)

[International Institute of the Americas](#)

[Maricopa Community College District Nursing Program](#)

[Mohave Community College](#)

[Northland Pioneer College](#)

[Pima Community College](#)

[Pima Medical Institute Mesa Campus](#)

[Yavapai College](#)

*Baccalaureate Degree*

[Arizona State University](#)

[Chamberlain College of Nursing](#)

[Grand Canyon University](#)

[Northern Arizona University](#)

[University of Arizona](#)

[University of Phoenix](#)

*Out of state nursing programs approved for clinical in Arizona*

[Case Western Reserve University](#)

[Excelsior College](#)

[University of Mary](#)

[University of Wisconsin – Oshkosh](#)